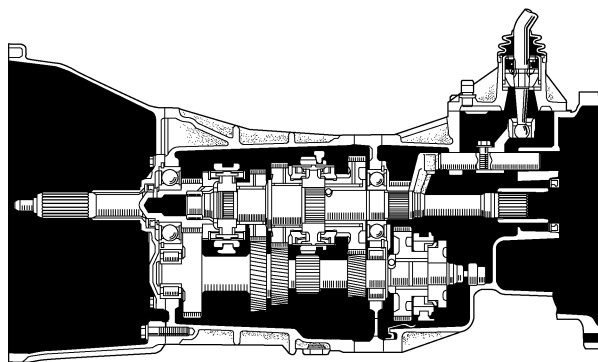


MANUAL TRANSMISSION

■ DESCRIPTION

- The new Land Cruiser/Land Cruiser Prado uses 3 types (G52, W56, R150F) of manual transmissions.
- These manual transmissions have been carried over from the previous model. However, the synchromesh mechanism for 5th and Reverse in the R150F manual transmission has been changed to the lever type to enhance the ease of operation.
- The new Land Cruiser/Land Cruiser Prado has a manual transmission with the following equipment.

Destination	Engine Type	Manual Transmission Type	Note
Europe	1KD	R150F	Carryover
Australia	3RZ	W56	Carryover
	1KZ	R150F	Carryover
G.C.C. Countries	3RZ	W56	Carryover
General Countries	5L	G52	Carryover
	3RZ	W56	Carryover

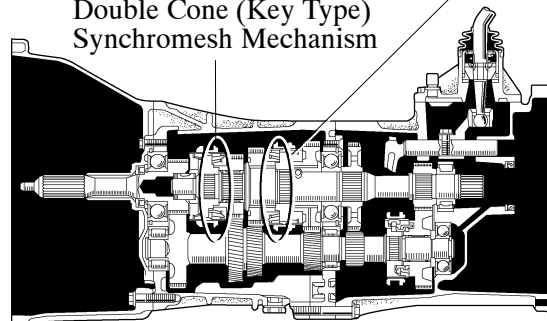


G52

Triple Cone (Key Type)
Synchromesh Mechanism

233CH07

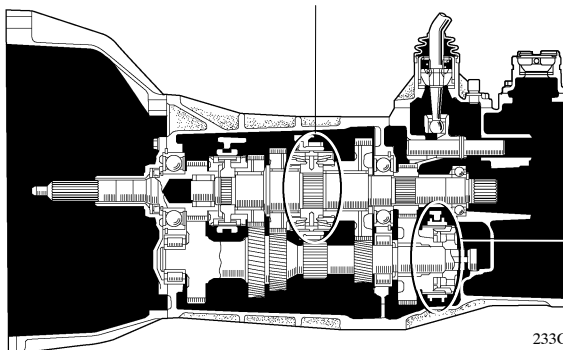
Double Cone (Key Type)
Synchromesh Mechanism



233CH08

W56

Triple Cone (Key Type)
Synchromesh Mechanism



233CH09

R150F

Lever Type Synchromesh
Mechanism